



Order Form: Aluminium Bi-Folding Doors

Print, fill in and email back.

T 01443 755992 / E enquiries@green-glaze.com / W www.green-glaze.com

Your Details	Project Details
Name <input type="text"/>	Collect <input type="checkbox"/> Deliver <input type="checkbox"/>
Address <input type="text"/>	Required Date <input type="text"/>
<input type="text"/>	Delivery Address <input type="text"/>
<input type="text"/>	<input type="text"/>
Tel <input type="text"/>	Delivery Contact <input type="text"/>
Fax <input type="text"/>	Delivery Telephone <input type="text"/>
Mobile <input type="text"/>	Customer Reference <input type="text"/>
Email <input type="text"/>	Customer Order No <input type="text"/>

Project Type: New Build Refurbishment Subject to Building Regs

Specification Section - Door 1

<p>Quantity <input type="text"/></p> <p>Location <input type="text"/></p> <p>Width <input type="text"/></p> <p>Height <input type="text"/></p> <p>Door Style <input type="text"/></p> <p>Door Colour External</p> <p><input type="checkbox"/> White Unglazed <input type="checkbox"/> Grey Unglazed <input type="checkbox"/> Other RAL Colour Unglazed</p> <p>RAL Colour Ref: <input type="text"/></p> <p>Door Colour Internal</p> <p><input type="checkbox"/> White <input type="checkbox"/> Grey <input type="checkbox"/> Other RAL Colour</p> <p>RAL Colour Ref: <input type="text"/></p> <p>Illustrations (external view): <div style="border: 1px solid black; height: 80px; width: 100%;"></div></p>	<p>Sliding direction (external view)</p> <p><input type="checkbox"/> From the left <input type="checkbox"/> From the right</p> <p>Door opens</p> <p><input type="checkbox"/> Inwards <input type="checkbox"/> Outwards</p> <p>Threshold</p> <p><input type="checkbox"/> Standard (50mm) <input type="checkbox"/> Low threshold (20mm) <input type="checkbox"/> Low threshold with ramp (20mm)</p> <p>Handle Colour</p> <p><input type="checkbox"/> White <input type="checkbox"/> Black <input type="checkbox"/> Chrome <input type="checkbox"/> Gold <input type="checkbox"/> Brushed Chrome</p> <p>Magnetic Door Catch</p> <p><input type="checkbox"/> White <input type="checkbox"/> Black <input type="checkbox"/> Chrome <input type="checkbox"/> Gold <input type="checkbox"/> Brushed Chrome</p> <p>Cylinder</p> <p><input type="checkbox"/> High Security</p> <p>Sill</p> <p><input type="checkbox"/> No sill <input type="checkbox"/> 85mm <input type="checkbox"/> 150mm <input type="checkbox"/> 190mm <input type="checkbox"/> 225mm</p>	<p>Glazing</p> <p><input type="checkbox"/> Unglazed <input type="checkbox"/> Glazed - U-value: 1.8 <input type="checkbox"/> Laminated Glass U-value: 1.8</p> <p><input type="checkbox"/> Obscure Glass</p> <p>Pattern: <input type="text"/></p> <p>Spacer Bar Colour</p> <p><input type="checkbox"/> White <input type="checkbox"/> Grey <input type="checkbox"/> Black</p> <p><input type="checkbox"/> Integral Blinds</p> <p>Colour of outer casing: <input type="text"/></p> <p>Colour of blinds: <input type="text"/></p> <p>Frame Extenders</p> <p><input type="checkbox"/> 20mm <input type="checkbox"/> 42mm <input type="checkbox"/> Left <input type="checkbox"/> Right <input type="checkbox"/> Top <input type="checkbox"/> Bottom</p> <p><input type="checkbox"/> Trickle Vent (in sash) please illustrate</p>	<p>Sash</p> <p><input type="checkbox"/> Curved Sash</p> <p><input type="checkbox"/> Square Sash (Longer lead time applies)</p> <p>Threshold</p> <p>Standard Threshold:</p> <p>Low Threshold:</p>
<p>Special Instructions: <div style="border: 1px solid black; height: 60px; width: 100%;"></div></p>			

Specification Section - Door 2

Quantity

Location

Width

Height

Door Style

Door Colour External

- White Unglazed
 Grey Unglazed
 Other RAL Colour Unglazed

RAL Colour Ref:

Door Colour Internal

- White
 Grey
 Other RAL Colour

RAL Colour Ref:

Illustrations (external view):

Special Instructions:

Sliding direction (external view)

- From the left
 From the right

Door opens

- Inwards
 Outwards

Threshold

- Standard (50mm)
 Low threshold (20mm)
 Low threshold with ramp (20mm)

Handle Colour

- White
 Black
 Chrome
 Gold
 Brushed Chrome

Magnetic Door Catch

- White
 Black
 Chrome
 Gold
 Brushed Chrome

Cylinder

- High Security

Sill

- No sill
 85mm
 150mm
 190mm
 225mm

Glazing

- Unglazed
 Glazed - U-value: 1.8
 Laminated Glass U-value: 1.8

Obscure Glass

Pattern:

Spacer Bar Colour

- White
 Grey
 Black

Integral Blinds

Colour of outer casing:

Colour of blinds:

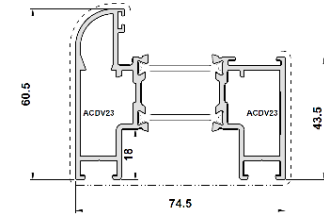
Frame Extenders

- 20mm
 42mm
 Left
 Right
 Top
 Bottom

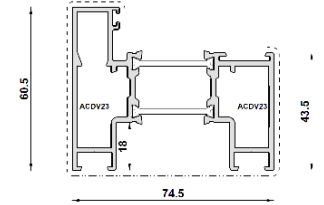
- Trickle Vent (in sash)
 please illustrate

Sash

- Curved Sash

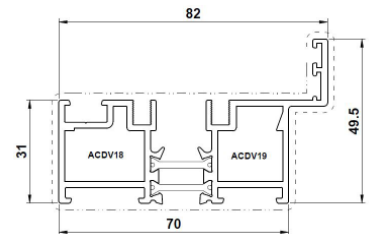


- Square Sash (Longer lead time applies)



Threshold

Standard Threshold:



Low Threshold:

