



Order Form: PVCu Sliding Sash Windows

Print, fill in and email back.

T 01443 755992 / E enquiries@green-glaze.com / W www.green-glaze.com

Your Details	
Name	<input type="text"/>
Address	<input type="text"/>
	<input type="text"/>
	<input type="text"/>
Tel	<input type="text"/>
Fax	<input type="text"/>
Mobile	<input type="text"/>
Email	<input type="text"/>

Project Details	
Collect <input type="checkbox"/>	Deliver <input type="checkbox"/>
Required Date	<input type="text"/>
Delivery Address	<input type="text"/>
	<input type="text"/>
Delivery Contact	<input type="text"/>
Delivery Telephone	<input type="text"/>
Customer Reference	<input type="text"/>
Customer Order No	<input type="text"/>

Project Type: New build Refurbishment Subject to Building Regs

Specification Section - Window 1

Specification as previous

Quantity

Location

Width (mm)
Min 475mm / Max 1250mm

Height (mm)
Min 800mm / Max 2300mm

Transom Drop (From top)

Viewed from outside

NEW: Seamless Welding

Seamless Welding
Corners (woodgrain only)

Frame Options

Window Colour External

White smooth
 White wood-grain
 Cream wood-grain
 Golden oak
 Irish oak
 Rosewood
 Black wood-grain
 Chartwell green
 Grey (RAL 7016)

Window Colour Internal

Smooth white
 To match external

Sills - Included in the overall height

150mm (with up-stand)
 150mm (without up-stand)
 180mm (without up-stand)
 225mm (without up-stand)

Add-ons (front only)
specify other if required



30mm
 50mm

Top
 Left Right

Hardware

Heritage Hardware

Gold
 Chrome

Standard Hardware

White
 Chrome
 Satin Chrome
 Gold

Safety Restrictions

White
 Gold
 Chrome
 Satin Chrome

Security Upgrade

Lift Hooks x2 per window
 D-Handles x2 per window
 Pole Eyes x2 per window

Glazing

Energy Rating
All frames are A Rated
(U Value 1.6W/m2k)

Standard Obscure Glass

Yes No

Pattern

Satin Glass

Yes No

Spacer Bar Colour

Grey
 White
 Black

Toughened Glass

Top
 Bottom

Glazing bars - illustrate layouts

Astragal Bar (Surface)
 Internal Fret

Bar Layout

Single vertical bar
 Grid
 No. of squares across
 No. of squares down

Extras

Trickle Vent (in sash only)

Fire Escape

Yes No

Plant On Sash Horns

Yes No

Run-Through Sash Horns

Yes No

Deep Bottom Rail


Mechanical
 Welded

Bay Poles & Couplers

Price per pole
Quick Release Arms

Yes No

Special instructions:



Specification Section - Window 2

Specification as previous

Quantity


Location

Width (mm)
 Min 475mm / Max 1250mm

Height (mm)
 Min 800mm / Max 2300mm

Transom Drop (From top)

Viewed from outside



NEW: Seamless Welding

Seamless Welding
 Corners (woodgrain only)



Frame Options

- Window Colour External
- White smooth
 - White wood-grain
 - Cream wood-grain
 - Golden oak
 - Irish oak
 - Rosewood
 - Black wood-grain
 - Chartwell green
 - Grey (RAL 7016)

- Window Colour Internal
- Smooth white
 - To match external

- Sills - Included in the overall height
- 150mm (with up-stand)
 - 150mm (without up-stand)
 - 180mm (without up-stand)
 - 225mm (without up-stand)

- Add-ons (front only)
specify other if required
- 30mm
 - 50mm

- Top
- Left Right

Hardware

- Heritage Hardware
- Gold
 - Chrome



- Standard Hardware
- White
 - Chrome
 - Satin Chrome
 - Gold

- Safety Restrictions
- White
 - Gold
 - Chrome
 - Satin Chrome

- Security Upgrade
- Lift Hooks x2 per window
- D-Handles x2 per window
- Pole Eyes x2 per window

Glazing

Energy Rating

All frames are A Rated
 (U Value 1.6W/m2k)

Standard Obscure Glass

- Yes No

Pattern

Satin Glass

- Yes No

Spacer Bar Colour

- Grey
- White
- Black

Toughened Glass

- Top
- Bottom

Glazing bars - illustrate layouts

- Astragal Bar (Surface)
- Internal Fret

Bar Layout

- Single vertical bar
- Grid
- No. of squares across
- No. of squares down

Extras

Trickle Vent (in sash only)

Fire Escape

- Yes No

Plant On Sash Horns

- Yes No



Run-Through Sash Horns

- Yes No



Deep Bottom Rail

- Mechanical
- Welded



Bay Poles & Couplers

- Price per pole
- Quick Release Arms
- Yes No

Special instructions:

Specification Section - Window 3

Specification as previous

Quantity

Location

Width (mm)
 Min 475mm / Max 1250mm

Height (mm)
 Min 800mm / Max 2300mm

Transom Drop (From top)

Viewed from outside



NEW: Seamless Welding

Seamless Welding
 Corners (woodgrain only)



Frame Options

- Window Colour External
- White smooth
 - White wood-grain
 - Cream wood-grain
 - Golden oak
 - Irish oak
 - Rosewood
 - Black wood-grain
 - Chartwell green
 - Grey (RAL 7016)

- Window Colour Internal
- Smooth white
 - To match external


- Sills - Included in the overall height
- 150mm (with up-stand)
 - 150mm (without up-stand)
 - 180mm (without up-stand)
 - 225mm (without up-stand)

- Add-ons (front only)
specify other if required
- 30mm
 - 50mm

- Top
- Left Right

Hardware

- Heritage Hardware
- Gold
 - Chrome



- Standard Hardware
- White
 - Chrome
 - Satin Chrome
 - Gold

- Safety Restrictions
- White
 - Gold
 - Chrome
 - Satin Chrome

- Security Upgrade
- Lift Hooks x2 per window
- D-Handles x2 per window
- Pole Eyes x2 per window

Glazing

Energy Rating

All frames are A Rated
 (U Value 1.6W/m2k)

Standard Obscure Glass

- Yes No

Pattern

Satin Glass

- Yes No

Spacer Bar Colour

- Grey
- White
- Black

Toughened Glass

- Top
- Bottom

Glazing bars - illustrate layouts

- Astragal Bar (Surface)
- Internal Fret

Bar Layout

- Single vertical bar
- Grid
- No. of squares across
- No. of squares down

Extras

Trickle Vent (in sash only)

Fire Escape

- Yes No

Plant On Sash Horns

- Yes No



Run-Through Sash Horns

- Yes No



Deep Bottom Rail

- Mechanical
- Welded



Bay Poles & Couplers

- Price per pole
- Quick Release Arms
- Yes No

Special instructions:

Colour Options:

